

# POTTER COUNTY TREASURER

2018-2019  
FIRST QUARTER  
INVESTMENT REPORT



Commissioners' Court  
January 28, 2019  
Potter County Treasurer  
Leann Jennings

# County of Potter

STATE OF TEXAS

TREASURER'S OFFICE  
900 S. POLK, SUITE 701  
AMARILLO, TEXAS 79101-3412



PHONE: (806) 349-4834  
FAX: (806) 349-4845  
leannjennings@co.potter.tx.us

LEANN JENNINGS  
COUNTY TREASURER

January, 2019

The Honorable Commissioners' Court  
Potter County  
Amarillo, Texas 79101

The Pubic Funds Investment Act requires that not less than quarterly under Section 2256.023, that the investment officer will prepare and submit to the Commissioners' Court a written report of investment transactions for all funds for the preceding reporting period within a reasonable time after the end of the period. This section also requires that the report reflect the following:

- A) The investment position of Potter County on the date of the report.
- B) A summary statement of each pooled fund group that states the:
  - a. Beginning market value for the reporting period;
  - b. Additions and changes to the market value during the period;
  - c. Ending market value for the period; and
  - d. Fully accrued interest for the period.
- C) State the book value and market value of each separately invested asset at the beginning and end of the reporting by the type of asset and fund type invested.
- D) State the maturity date of each separately invested asset that has a maturity date.
- E) State the account or fund or pooled group fund in the county for which each individual investment was acquired.
- F) And, state the compliance of the investment portfolio of the county as it relates to:
  - a. The investment strategy expressed in the county's investment policy;
  - b. Relevant provisions of this chapter.

This report will reflect the investment position of Potter County from October 1, 2018 through December 31, 2018.

The investment strategy for all funds for the first quarter of our 2018-2019 fiscal year was that of the investment pool in TexPool, TexPool Prime, Texas Class and Amarillo National Bank.

NOTE:


TexPool and Texas Class investments do not have a stated maturity, funds are available daily. Please see the monthly reports enclosed for ownership and changes in book and market value and their monthly information.

Respectfully,




Leann Jennings  
Potter County Treasurer/Investment Officer

Potter County 2019 Investment Committee:



---

Commissioner H.R. Kelly, Precinct 1



---

Kerry Hood, County Auditor



---

Tad Fowler, Assistant County Attorney



POTTER COUNTY DEPOSITORY ACCOUNTS - INTEREST PAID

FIRST QUARTER	2018-2019	OCTOBER		NOVEMBER		DECEMBER	
ACCOUNT:		ENDING BALANCE	INTEREST EARNED	ENDING BALANCE	INTEREST EARNED	ENDING BALANCE	INTEREST EARNED
1) JUVENILE FUND		30,102.32	57.52	30,508.48	59.42	30,617.49	63.97
2) JUVENILE PROBATION STATE FUND		176,707.12	337.66	201,864.56	393.20	222,332.20	464.49
3) JUVENILE IV-E FUND		305,504.22	583.77	310,838.65	605.46	330,884.75	691.28
4) JUVENILE PROBATION		463,832.91	886.31	839,519.95	1,635.23	1,155,926.50	2,414.93
*5) DISBURSEMENT ACCOUNT		578,988.88	1,106.35	541,205.72	1,054.17	452,887.77	946.16
6) INSURANCE ACCOUNT		683,569.82	1,306.18	653,388.76	1,272.68	514,236.23	1,074.33
*7) CO. ATTY HOT CHECK FUND		76,336.93	145.87	75,709.70	147.47	68,979.37	144.11
*8) DIST. ATTY HOT CHECK FUND		120,720.63	230.67	120,589.42	234.89	120,569.62	251.89
9) DIST. ATTY FORFEITURE RELEASE		353,937.82	676.31	348,146.15	678.13	312,955.27	653.82
10) GENERAL OPERATING FUND		9,074,545.31	17,977.04	5,934,398.38	11,785.97	7,602,814.98	16,101.67
11) CO. CLK RECORDS MGMT&PRESERVATION		370,020.24	707.05	370,542.77	721.75	380,262.99	794.44
12) ELECTION FUND		163,411.01	312.25	164,075.63	319.59	164,062.46	342.76
13) VOTER REGISTRATION FUND		8,365.12	15.98	18,044.55	35.15	18,412.94	38.47
14) INTEREST & SINKING ACCOUNT		2,454,328.21	4,689.81	2,548,543.67	4,964.10	2,585,074.35	5,400.67
15) DETENTION CTR. COMMISSARY ACCOUNT		569,165.61	1,087.58	566,392.53	1,103.23	574,289.70	1,199.79
*16) TAX OFC STATE & COUNTY TAXES		662,051.67	1,265.08	1,547,366.65	3,014.03	3,223,900.99	6,735.32
*17) TAX OFC CREDIT CARD ACCOUNT		245,019.73	468.20	353,566.44	688.68	569,154.98	1,189.06
*18) TAX OFC HIGHWAY FUNDS		629,885.31	1,203.61	528,095.86	1,028.65	521,979.34	1,090.51
*19) TAX OFC VEH. INVENTORY TAX ESCROW		638,329.60	1,219.74	706,130.20	1,375.41	776,224.86	1,621.67
20) LOCAL LAW ENFORCEMENT BLOCK GRANT		3,600.35	6.88	2,185.56	4.26	8.77	0.02
21) TAX OFFICE IRP ACCOUNT		3,593.82	6.20	5,557.62	10.83	3,187.64	6.66
22) CAD#1				1,319,731.45	2,570.60	1,519,761.01	3,175.05
23) CSCD JUDICIAL FUND		710,875.26	1,358.37	487,593.75	949.74	591,371.27	1,235.48
24) CSCD ACCOUNT		86,697.60	165.66	81,744.74	159.22	79,152.62	165.36
25) CAPITAL PROJECTS 2003		305,127.01	583.04	329,707.53	642.21	330,350.60	690.16
26) SO FEDERAL FORFEITURE		295,567.12	564.78	294,869.26	574.35	283,369.99	592.01
27) DISTRICT CLERK RMPF		216,934.74	414.53	217,000.21	422.68	221,936.50	463.66
28) TAX OFFICE ESCROW		88,559.75	169.22	15,803.59	30.78	19,572.85	40.89
29) DA SEIZURE FUND		146,191.21	279.35	151,920.94	295.91	137,479.00	287.22
30) CA FEDERAL FORFEITURE FUND		311,610.41	595.44	276,116.65	537.83	276,499.62	577.66
31) TAX PAYER ACH		877.93	1.68	9,502.73	18.51	1,414,065.24	2,954.23
32) SHERIFF ADMINISTRATION		1,301,314.66	2,486.59	1,303,254.48	2,538.50	1,303,850.59	2,723.97
33) RETAINAGE FUND		62,083.06	118.63	62,208.97	121.17	62,330.31	130.22
34) POTTER COUNTY HOST COURT		3,241.89	6.19	8,309.97	16.19	12,580.77	26.28
<b>TOTAL</b>		<b>21,137,855.38</b>	<b>41,027.35</b>	<b>20,416,125.55</b>	<b>39,993.80</b>	<b>25,881,083.57</b>	<b>54,288.21</b>

\* Interest fees transferred into Depository Funds at the end of each month  
 OCT. INT. RATE: 2.26% General Acct.: 2.35%  
 NOV. INT. RATE: 2.40% General Acct.: 2.44%  
 DEC. INT. RATE: 2.49% General Acct.: 2.52%

## **DEPOSITORY INTEREST ACCOUNT DESCRIPTIONS**

- 1) **Juvenile Fund** - \$5.00 Court Fee, run through Agency
- 2) **Juvenile Probation State Fund** - State grant money received monthly
- 3) **Juvenile IV-E Fund** - Federal grant money, reimbursements of claims submitted
- 4) **Juvenile Probation** - County funding (county contribution), quarterly
- 5) **Disbursement Account** - Wash account for all checks paid through the county, at the end of the month this should equal zero. Interest is transferred to the General Fund
  
- 6) **Insurance Account** - insurance payroll deductions, Potter-Randall Appraisal District, claim reimbursements
  
- 7) **County Attorney Hot Check Fund** - Agency Fund accounts for collection fees on "insufficient funds" checks in a capacity of agent for the County Attorney. Interest is transferred to the General Fund
  
- 8) **District Attorney Hot Check Fund** - Agency Fund accounts for collection fees on "insufficient funds" checks in a capacity of agent for the District Attorney. Interest is transferred to the General Fund
  
- 9) **District Attorney Forfeiture Release** - Agency Fund accounts for the holding of seized funds from District Court cases prior to the case being closed and the funds released
  
- 10) **General Operating Fund** - Account for the revenues and expenditures necessary to carry out basic governmental activities. Revenues are recorded by source, i.e., taxes, licenses, fines, fees, etc. Expenditures are recorded first by function and then by department, expenditures are made primarily for current day-to-day operating expenses and operating equipment
  
- 11) **County Clerk Records Management & Preservation** - accounts for revenues derived from the records management and preservation fees collected by the County Clerk on all recorded documents. The revenues are to be used for specific records preservation and automation projects by and for the County Clerk's Office
  
- 12) **Election Fund** - accounts for revenues from local political parties. The revenues are to be used to pay only those expenses related to elections
  
- 13) **Voter Registration Fund** - accounts for the allocation from the State of Texas. The revenues are to be used to pay only those expenses related to voter registration
  
- 14) **Interest & Sinking Account** - accounts for the accumulation of resources for and the payment of general long-term debt principal and interest
  
- 15) **Detention Ctr. Commissary Account** - accounts for proceeds from sale of commissary items at detention center
  
- 16) **Tax Ofc State & County Taxes** - Collection of taxes, court costs, misc. fees, beer & wine, liquor, tax certificates, trustee sale, excess proceeds, escrow taxes, attorney fees. Payment is disbursed to entities either daily or monthly. Interest is transferred to the General Fund
  
- 17) **Tax Ofc Credit Card Account** - Highway Department and Tax side of credit card collections. Holding account for Tax acct # 772968 and Highway acct # 772976. Collect: Tax and 3% surcharge. Disburse funds to each account after verification with bank statement. Interest is transferred to General Account
  
- 18) **Tax Ofc Highway Funds** - (New account opened 6/04) Collection of motor vehicles fees, i.e., registration, title fees, sales tax, county Road & Bridge fees, state Road & Bridge fees, Road & Bridge retainage, etc., collected for the state. Interest is transferred to General Account

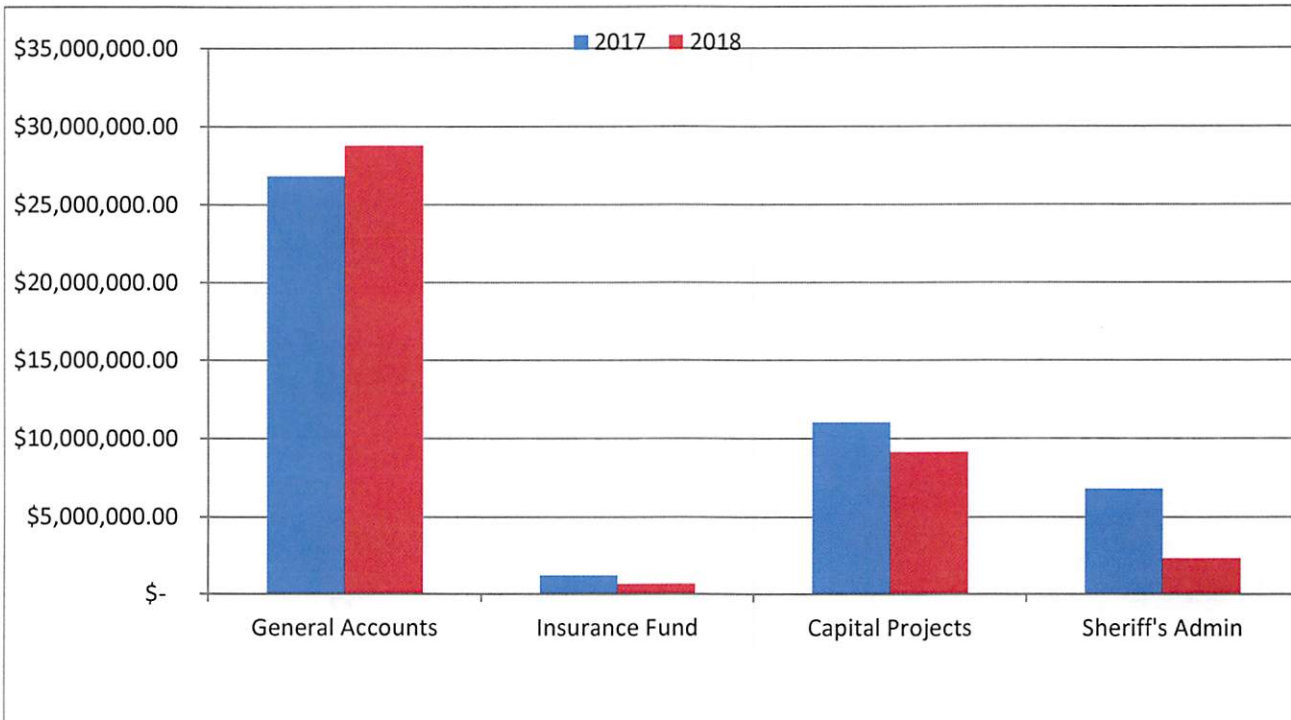
- 19) **Tax Ofc Veh Inventory Tax Escrow** - State fees collected through dealerships for Inventory Tax, monies collected is deposited to TexPool monthly. Interest remains in account and transferred to TexPool annually
- 20) **Local Law Enforcement Block Grant** - accounts for the grant monies received from the Bureau of Justice Assistance. These monies are to be used to underwrite projects to reduce crime and improve public safety
- 21) **Tax Ofc IRP Account** holding account for monies collected from the Texas Department of Transportation from other state registration offices for proportioned tax on semi-tractors to be disbursed as payments are received from State Comptroller's office
- 22) **CAD#1** - accounts for sales tax revenues and interest earned for the County Assistance District #1. A 2% sales tax rate was approved by voters on 11-7-17. Funds can be used as authorized by Chapter 387 of the Local Government Code.
- 23) **CSCD Judicial Fund** - accounts for monies received from probation fees and state funding. CSCD disbursement account. Interest remains in this account
- 24) **CSCD Account** - wash account for all court costs, fines and restitutions. Interest from account is transferred to the Judicial Account
- 25) **Capital Projects 2003 Fund** - accounts for the proceeds from certificates of obligation issued for constructing, renovating and improving county owned buildings, the purchase of land and right-of-way for authorized needs and purposes, and professional services relating to such projects
- 26) **SO Federal Forfeiture Fund** - accounts for Federal assets seized with a percentage given to the county, governed by the Department of Treasury
- 27) **District Clerk Records Management & Preservation Fund** - accounts for revenues derived from the records management and preservation fees collected by the District Clerk on all recorded documents
- 28) **Tax Office Property Tax Escrow** - prepayment of future taxes
- 29) **District Attorney Seizure Funds** - accounts for the holding of seized funds from cases prior to the case being closed and funds released
- 30) **CA Federal Forfeiture Fund** - seized funds that have been released to the County Attorney through a judgement in Court. Proceeds are to be used solely for the official purposes of that office after a budget for the expenditure of the proceeds has been submitted to the commissioners' court
- 31) **Potter County Tax Payer ACH Fund** - tax payers' wire transfer payments
- 32) **Sheriff's Office Administration** - accounts for county funds and the proceeds from certificates of obligation issued during construction and professional services relating to such project
- 33) **Retainage Fund** - Monies held until job completed
- 34) **Host Court** - temporary account for the collection of donations to provide the Host Night meal and entertainment for the 90<sup>th</sup> Annual West Texas County Judges and Commissioners Association Conference to be held in Amarillo beginning April 23, 2019.



Potter County  
 TexPool Investment Accounts  
 for First Quarter 2018-2019



INVESTMENT COMPARISON OF DECEMBER 31, 2017 TO DECEMBER 31, 2018			
Texas Local Government Investment Pool TexPool		Balance as of Dec 31, 2017	Balance as of Dec 31, 2018
TexPool, TexPool Prime, Texas Class, Amarillo National Bank	General Accounts	\$ 26,892,382.39	\$ 28,828,703.23
TexPool, ANB, Texas Class	Insurance Fund	\$ 1,262,644.98	\$ 686,314.00
Texas Class, ANB, TexPool	Capital Projects	\$ 11,061,272.21	\$ 9,154,711.17
Texas Class, ANB	Sheriff's Admin	\$ 6,822,324.90	\$ 2,367,826.05







## Monthly Newsletter: January 2019

### Performance as of December 31, 2018

	TexPool	TexPool Prime
Current Invested Balance	\$19,425,767,971.81	\$5,502,626,706.06
Weighted Average Maturity**	21	28
Weighted Average Life**	78	53
Net Asset Value	0.99994	0.99990
Total Number of Participants	2520	361
Management Fee on Invested Balance	0.0473%	0.0638%
Interest Distributed	\$34,341,038.26	\$10,810,835.26
Management Fee Collected	\$656,879.68	\$250,300.26
Standard & Poor's Current Rating	AAAm	AAAm

### Month Averages

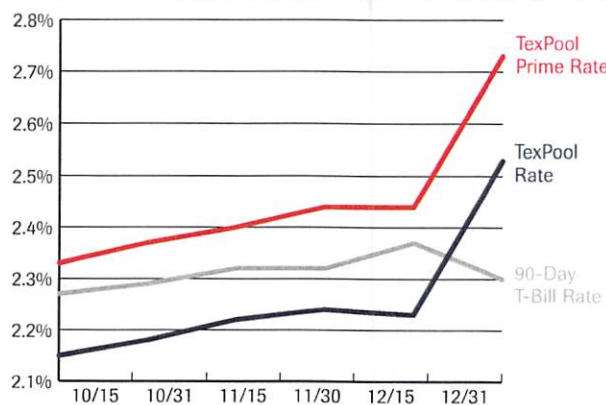
	TexPool	TexPool Prime
Average Invested Balance	\$17,945,712,677.23	\$5,106,584,508.29
Average Monthly Rate*	2.29%	2.49%
Average Weighted Average Maturity**	27	30
Average Weighted Average Life**	87	61

\*This average monthly rate for TexPool Prime for each date may reflect a waiver of some portion or all of each of the management fees.

\*\*See page 2 for definitions.

Past performance is no guarantee of future results.

### TexPool & TexPool Prime vs. 90-Day Treasury Bill



90-Day Treasury Bill is a short-term debt instrument backed by the national government. These are used to collect immediate cash to meet outstanding obligations.

Any private investor can invest in a Treasury bill. The 90-Day Treasury Bill is a weighted average rate of the weekly auctions of 90-Day Treasury Bills.

Past performance is no guarantee of future results.

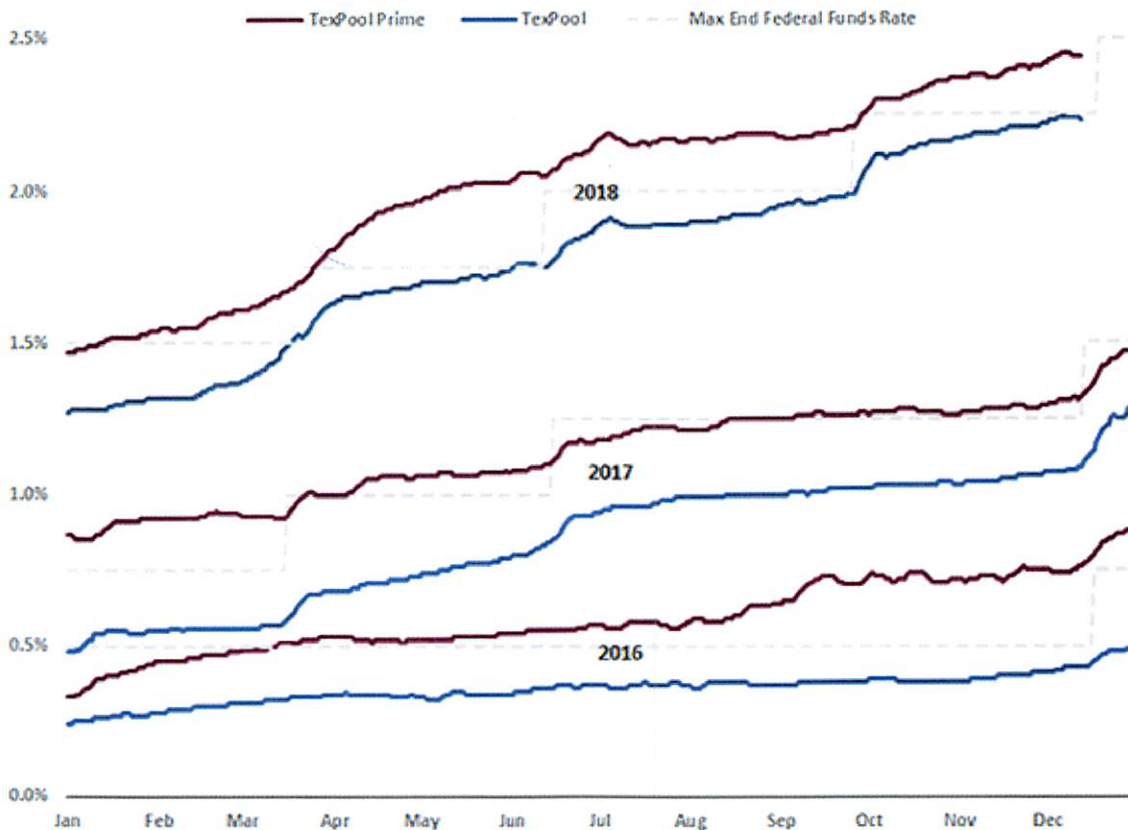




**FOMC raises the target range of the Fed funds rate to 2.25% - 2.50%**

The Federal Reserve announced another increase in its benchmark Fed funds rate earlier today. Strength in the U.S. economy prompted the additional 0.25% increase, making TexPool and TexPool Prime increasingly attractive options. With unemployment at 3.7% and six consecutive quarters of GDP growth above 2%, we could be in for additional hikes in 2019.

**TexPool & TexPool Prime 7-Day Net Yield vs. Fed Funds Rate**



Sources: Federated Investors, Bloomberg; Chart end date is 12/13/18  
 7-day net yield as of 12/13/18 is 2.23% for TexPool Prime and 2.44% for TexPool  
 Past performance is no guarantee of future results

As rates rise, Portfolio Managers seek to invest in securities with the highest yields possible consistent with stability of principal and daily liquidity. As shown above, portfolio yields for both TexPool and TexPool Prime have risen in response to recent Fed hikes, enhancing participants' working capital.

First Quarter 2018 - 2019  
Potter County

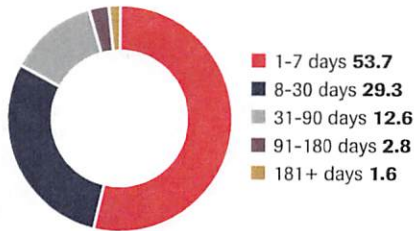
TexPool Investment Accounts

TEXPOOL SUMMARY		OCTOBER THROUGH DECEMBER 31, 2018						Portfolio Value			
Texas Local Government Investment Pool	Month	Beginning Balance	Total Deposits	Total Withdrawals	Month To Date Interest	Year To Date Interest	Ending Balance	Market Value Oct thru Dec 2018	Share Price Oct 1 thru Dec 31, 2018	Shares Owned Oct 1 thru Dec 31, 2018	Market Value Oct thru Dec 31, 2018
	NOV	\$ 409,421.70	\$ -	\$ -	\$ 741.34	\$ 6,605.17	\$ 410,163.04	\$ 409,421.70	\$ 1.00	410,163.040	\$ 410,163.04
	DEC	\$ 410,163.04	\$ -	\$ -	\$ 796.81	\$ 7,401.98	\$ 410,188.74	\$ 410,163.04	\$ 1.00	410,959.850	\$ 410,959.85
Capital Projects 2003	OCT	\$ 3,656,575.71	\$ -	\$ -	\$ 6,657.81	\$ 52,466.18	\$ 3,663,233.52	\$ 3,656,575.71	\$ 1.00	3,663,233.520	\$ 3,663,233.52
	NOV	\$ 3,663,233.52	\$ -	\$ -	\$ 6,632.97	\$ 59,099.15	\$ 3,669,866.49	\$ 3,663,233.52	\$ 1.00	3,669,866.490	\$ 3,669,866.49
	DEC	\$ 3,669,866.49	\$ -	\$ -	\$ 7,128.99	\$ 66,228.14	\$ 3,676,995.48	\$ 3,669,866.49	\$ 1.00	3,676,995.480	\$ 3,676,995.48
Insurance Fund	OCT	\$ 31,529.48	\$ -	\$ -	\$ 57.41	\$ 452.42	\$ 31,586.89	\$ 31,529.48	\$ 1.00	31,586.890	\$ 31,586.89
	NOV	\$ 31,586.89	\$ -	\$ -	\$ 57.23	\$ 509.65	\$ 31,644.12	\$ 31,586.89	\$ 1.00	31,644.120	\$ 31,644.12
	DEC	\$ 31,644.12	\$ -	\$ -	\$ 61.45	\$ 571.10	\$ 31,705.57	\$ 31,644.12	\$ 1.00	31,705.570	\$ 31,705.57



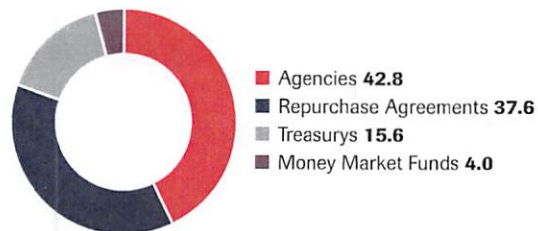
### Portfolio by Maturity (%)

As of December 31, 2018



### Portfolio by Type of Investment (%)

As of December 31, 2018



### Portfolio Asset Summary as of December 31, 2018

	Book Value	Market Value
Uninvested Balance	\$1,110,994.83	\$1,110,994.83
Receivable for Investments Sold	0.00	0.00
Accrual of Interest Income	17,621,089.26	17,621,089.26
Interest and Management Fees Payable	-34,346,747.22	-34,346,747.22
Payable for Investments Purchased	0.00	0.00
Accrued Expenses & Taxes	-21,422.15	-21,422.15
Repurchase Agreements	7,320,515,500.00	7,320,515,500.00
Mutual Fund Investments	769,227,103.88	769,227,103.88
Government Securities	8,324,646,304.11	8,323,536,674.91
U.S. Treasury Inflation Protected Securities	454,862,699.02	454,730,949.80
US Treasury Bills	2,436,404,206.29	2,436,404,286.73
US Treasury Notes	135,748,243.79	135,763,170.59
<b>Total</b>	<b>\$19,425,767,971.81</b>	<b>\$19,424,541,600.63</b>

Market value of collateral supporting the Repurchase Agreements is at least 102% of the Book Value. The portfolio is managed by Federated Investment Counseling and the assets are safe kept in a separate custodial account at State Street Bank in the name of TexPool. The only source of payment to the Participants is the assets of TexPool. There is no secondary source of payment for the pool such as insurance or State guarantee. Should you require a copy of the portfolio, please contact TexPool Participant Services.

### Participant Summary

	Number of Participants	Balance
School District	591	\$6,503,030,403.39
Higher Education	58	\$874,364,312.35
Healthcare	83	\$615,040,428.13
Utility District	799	\$2,565,306,972.36
City	465	\$4,828,156,045.12
County	186	\$1,839,028,474.29
Other	338	\$2,203,506,733.20

### \*\*Definition of Weighted Average Maturity and Weighted Average Life

WAM is the mean average of the periods of time remaining until the securities held in TexPool (a) are scheduled to be repaid, (b) would be repaid upon a demand by TexPool, or (c) are scheduled to have their interest rate readjusted to reflect current market rates. Securities with adjustable rates payable upon demand are treated as maturing on the earlier of the two dates set forth in (b) and (c) if their scheduled maturity is 397 days or less; and the later of the two dates set forth in (b) and (c) if their scheduled maturity is more than 397 days. The mean is weighted based on the percentage of the amortized cost of the portfolio invested in each period.

WAL is calculated in the same manner as WAM, but is based solely on the periods of time remaining until the securities held in TexPool (a) are scheduled to be repaid or (b) would be repaid upon a demand by TexPool, without reference to when interest rates of securities within TexPool are scheduled to be readjusted.





Daily Summary						
Date	Money Mkt. Fund Equiv. (SEC Std.)	Dividend Factor	TexPool Invested Balance	NAV	WAM Days	WAL Days
10/1	2.1137%	0.000057910	\$16,463,435,932.50	0.99990	26	102
10/2	2.1148%	0.000057939	\$16,465,595,554.67	0.99989	26	99
10/3	2.1088%	0.000057776	\$16,540,595,389.66	0.99989	30	103
10/4	2.1189%	0.000058053	\$16,441,131,909.14	0.99989	33	105
10/5	2.1162%	0.000057979	\$16,343,854,682.79	0.99988	34	107
10/6	2.1162%	0.000057979	\$16,343,854,682.79	0.99988	34	107
10/7	2.1162%	0.000057979	\$16,343,854,682.79	0.99988	34	107
10/8	2.1162%	0.000057979	\$16,343,854,682.79	0.99988	34	107
10/9	2.1229%	0.000058163	\$16,319,357,052.11	0.99988	32	104
10/10	2.1266%	0.000058262	\$16,294,097,973.19	0.99988	33	104
10/11	2.1328%	0.000058433	\$16,257,193,571.51	0.99989	33	104
10/12	2.1385%	0.000058588	\$16,323,036,518.77	0.99989	33	104
10/13	2.1385%	0.000058588	\$16,323,036,518.77	0.99989	33	104
10/14	2.1385%	0.000058588	\$16,323,036,518.77	0.99989	33	104
10/15	2.1538%	0.000059007	\$16,329,936,765.23	0.99989	32	102
10/16	2.1474%	0.000058833	\$16,359,165,381.52	0.99989	33	103
10/17	2.1482%	0.000058854	\$16,360,407,768.38	0.99988	33	103
10/18	2.1572%	0.000059102	\$16,329,553,915.34	0.99988	33	103
10/19	2.1570%	0.000059096	\$16,275,737,212.50	0.99988	34	104
10/20	2.1570%	0.000059096	\$16,275,737,212.50	0.99988	34	104
10/21	2.1570%	0.000059096	\$16,275,737,212.50	0.99988	34	104
10/22	2.1652%	0.000059321	\$16,256,239,012.02	0.99988	33	101
10/23	2.1598%	0.000059173	\$16,222,451,177.71	0.99988	33	100
10/24	2.1641%	0.000059290	\$16,176,744,909.63	0.99988	33	101
10/25	2.1637%	0.000059279	\$16,695,816,098.45	0.99988	32	98
10/26	2.1663%	0.000059351	\$16,705,041,830.22	0.99989	32	98
10/27	2.1663%	0.000059351	\$16,705,041,830.22	0.99989	32	98
10/28	2.1663%	0.000059351	\$16,705,041,830.22	0.99989	32	98
10/29	2.1689%	0.000059421	\$16,642,169,621.99	0.99989	30	95
10/30	2.1665%	0.000059356	\$16,646,341,188.21	0.99989	29	94
10/31	2.1750%	0.000059590	\$16,534,308,934.89	0.99988	30	96
<b>Average</b>	<b>2.1438%</b>	<b>0.000058735</b>	<b>\$16,407,142,179.73</b>	<b>0.99989</b>	<b>32</b>	<b>102</b>



**Daily Summary**

Date	Money Mkt. Fund Equiv. (SEC Std.)	Dividend Factor	TexPool Invested Balance	NAV	WAM Days	WAL Days
11/1	2.1758%	0.000059612	\$16,410,191,872.99	0.99988	32	96
11/2	2.1901%	0.000060003	\$16,361,545,472.48	0.99988	33	98
11/3	2.1901%	0.000060003	\$16,361,545,472.48	0.99988	33	98
11/4	2.1901%	0.000060003	\$16,361,545,472.48	0.99988	33	98
11/5	2.1984%	0.000060229	\$16,427,220,058.94	0.99988	32	96
11/6	2.1816%	0.000059770	\$16,420,150,621.82	0.99988	32	94
11/7	2.1794%	0.000059710	\$16,422,494,387.99	0.99988	33	97
11/8	2.1916%	0.000060045	\$16,479,444,474.67	0.99987	35	98
11/9	2.1942%	0.000060114	\$16,647,827,819.86	0.99987	36	99
11/10	2.1942%	0.000060114	\$16,647,827,819.86	0.99987	36	99
11/11	2.1942%	0.000060114	\$16,647,827,819.86	0.99987	36	99
11/12	2.1942%	0.000060114	\$16,647,827,819.86	0.99987	36	99
11/13	2.1944%	0.000060120	\$16,606,271,035.81	0.99988	35	96
11/14	2.1915%	0.000060040	\$16,533,437,170.84	0.99988	35	96
11/15	2.2203%	0.000060830	\$16,357,622,513.74	0.99988	36	99
11/16	2.2155%	0.000060698	\$16,297,039,166.78	0.99989	36	100
11/17	2.2155%	0.000060698	\$16,297,039,166.78	0.99989	36	100
11/18	2.2155%	0.000060698	\$16,297,039,166.78	0.99989	36	100
11/19	2.2125%	0.000060617	\$16,305,150,683.46	0.99989	35	99
11/20	2.2049%	0.000060409	\$16,242,531,154.05	0.99988	35	99
11/21	2.1978%	0.000060215	\$16,270,562,887.86	0.99986	35	98
11/22	2.1978%	0.000060215	\$16,270,562,887.86	0.99986	35	98
11/23	2.2169%	0.000060738	\$16,546,346,741.13	0.99988	34	96
11/24	2.2169%	0.000060738	\$16,546,346,741.13	0.99988	34	96
11/25	2.2169%	0.000060738	\$16,546,346,741.13	0.99988	34	96
11/26	2.2107%	0.000060567	\$16,591,577,669.48	0.99988	32	93
11/27	2.2058%	0.000060434	\$16,470,385,768.14	0.99988	32	93
11/28	2.2141%	0.000060660	\$16,432,908,408.81	0.99988	32	98
11/29	2.2260%	0.000060987	\$16,295,043,329.98	0.99988	32	99
11/30	2.2433%	0.000061460	\$16,233,825,019.66	0.99991	32	99
<b>Average</b>	<b>2.2030%</b>	<b>0.000060356</b>	<b>\$16,432,516,178.89</b>	<b>0.99988</b>	<b>34</b>	<b>98</b>



**Daily Summary**

Date	Money Mkt. Fund Equiv. (SEC Std.)	Dividend Factor	TexPool Invested Balance	NAV	WAM Days	WAL Days
12/1	2.2433%	0.000061460	\$16,233,825,019.66	0.99991	32	99
12/2	2.2433%	0.000061460	\$16,233,825,019.66	0.99991	32	99
12/3	2.2348%	0.000061227	\$16,276,718,157.21	0.99988	30	97
12/4	2.2299%	0.000061093	\$16,577,791,408.18	0.99987	30	95
12/5	2.2299%	0.000061093	\$16,577,791,408.18	0.99987	30	95
12/6	2.2534%	0.000061738	\$16,813,640,050.47	0.99988	28	93
12/7	2.2459%	0.000061532	\$16,884,404,575.92	0.99989	28	92
12/8	2.2459%	0.000061532	\$16,884,404,575.92	0.99989	28	92
12/9	2.2459%	0.000061532	\$16,884,404,575.92	0.99989	28	92
12/10	2.2275%	0.000061027	\$16,791,861,928.37	0.99990	27	91
12/11	2.2253%	0.000060967	\$16,866,173,698.67	0.99991	28	93
12/12	2.2181%	0.000060771	\$17,109,849,785.53	0.99990	28	91
12/13	2.2220%	0.000060878	\$17,763,163,968.39	0.99991	27	87
12/14	2.2304%	0.000061106	\$18,001,396,557.52	0.99990	29	88
12/15	2.2304%	0.000061106	\$18,001,396,557.52	0.99990	29	88
12/16	2.2304%	0.000061106	\$18,001,396,557.52	0.99990	29	88
12/17	2.2626%	0.000061990	\$18,167,656,247.82	0.99991	26	85
12/18	2.2715%	0.000062233	\$17,882,425,529.27	0.99990	27	86
12/19	2.2832%	0.000062553	\$18,367,425,780.24	0.99991	26	84
12/20	2.3152%	0.000063430	\$18,554,308,618.85	0.99991	26	82
12/21	2.3181%	0.000063509	\$18,788,465,552.91	0.99991	27	83
12/22	2.3181%	0.000063509	\$18,788,465,552.91	0.99991	27	83
12/23	2.3181%	0.000063509	\$18,788,465,552.91	0.99991	27	83
12/24	2.3293%	0.000063817	\$18,954,293,028.48	0.99991	25	81
12/25	2.3293%	0.000063817	\$18,954,293,028.48	0.99991	25	81
12/26	2.3734%	0.000065026	\$19,179,681,544.12	0.99991	24	81
12/27	2.3625%	0.000064727	\$19,527,470,286.24	0.99992	23	79
12/28	2.3787%	0.000065169	\$19,678,776,818.44	0.99992	23	79
12/29	2.3787%	0.000065169	\$19,678,776,818.44	0.99992	23	79
12/30	2.3787%	0.000065169	\$19,678,776,818.44	0.99992	23	79
12/31	2.5304%	0.000069327	\$19,425,767,971.81	0.99994	21	78
<b>Average:</b>	<b>2.2872%</b>	<b>0.000062664</b>	<b>\$17,945,712,677.23</b>	<b>.99990</b>	<b>27</b>	<b>87</b>





First Quarter 2018 - 2019  
Potter County

TexPool Prime Investment Accounts

TEXPOOL PRIME SUMMARY		OCT 1 THROUGH DEC 31, 2018						Portfolio Value			
Texas Local Government Investment Pool	Month	Beginning Balance	Total Deposits	Total With-drawals	Month To Date Interest	Year To Date Interest	Ending Balance	Market Value Oct thru Dec 31, 2018	Share Price Oct 1 thru Dec 31, 2018	Shares Owned Oct 1 thru Dec 31, 2018	Market Value Oct thru Dec 31, 2018
General Account	OCT	\$ 10,285,308.86	\$ -	\$ -	\$ 20,368.53	\$ 212,549.55	\$ 10,305,677.39	\$ 10,285,308.86	\$ 1.00	10,305,677.390	\$ 10,305,677.39
	NOV	\$ 10,305,677.39	\$ -	\$ -	\$ 20,280.66	\$ 232,830.21	\$ 10,325,958.05	\$ 10,305,677.39	\$ 1.00	10,325,958.050	\$ 10,325,958.05
	DEC	\$ 10,325,958.05	\$ 12,000,000.00	\$ -	\$ 29,056.86	\$ 22,355,014.91	\$ 22,355,014.91	\$ 10,325,958.05	\$ 1.00	22,355,014.910	\$ 22,355,014.91

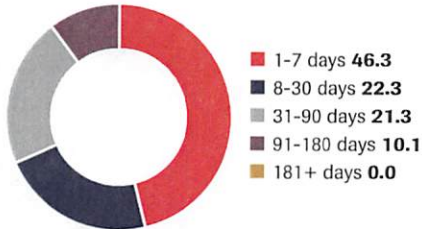
17



## TEXPOOL PRIME

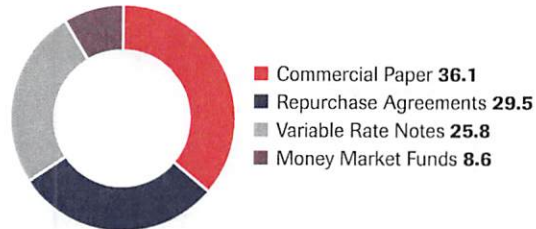
### Portfolio by Maturity (%)

As of December 31, 2018



### Portfolio by Type of Investment (%)

As of December 31, 2018



### Portfolio Asset Summary as of December 31, 2018

	Book Value	Market Value
Uninvested Balance	-\$10.36	-\$10.36
Receivable for Investments Sold	0.00	0.00
Accrual of Interest Income	3,329,326.95	3,329,326.95
Interest and Management Fees Payable	10,810,845.73	10,810,845.73
Payable for Investments Purchased	0.00	0.00
Accrued Expenses & Taxes	8,777.10	8,777.10
Repurchase Agreements	1,624,422,000.00	1,624,422,000.00
Commercial Paper	1,990,601,631.31	1,990,286,799.84
Bank Instruments	0.00	0.00
Mutual Fund Investments	472,097,499.35	472,052,003.75
Government Securities	0.00	0.00
Variable Rate Notes	1,422,995,881.64	1,422,782,570.00
<b>Total</b>	<b>\$5,502,626,706.06</b>	<b>\$5,502,053,067.35</b>

Market value of collateral supporting the Repurchase Agreements is at least 102% of the Book Value. The portfolio is managed by Federated Investment Counseling and the assets are safe kept in a separate custodial account at State Street Bank in the name of TexPool Prime. The assets of TexPool Prime are the only source of payments to the Participants. There is no secondary source of payment for the pool such as insurance or State guarantee. Should you require a copy of the portfolio, please contact TexPool Participant Services

### Participant Summary

	Number of Participants	Balance
School District	119	\$2,178,189,626.14
Higher Education	17	\$413,865,280.31
Healthcare	15	\$335,348,444.77
Utility District	33	\$316,945,890.62
City	71	\$807,178,015.89
County	38	\$516,257,665.15
Other	68	\$934,725,400.81



## TEXPOOL PRIME

### Daily Summary

Date	Money Mkt. Fund Equiv. (SEC Std.)	Dividend Factor	TexPool Prime Invested Balance	NAV	WAM Days	WAL Days
10/1	2.2934%	0.000062832	\$4,852,526,334.59	1.00005	34	60
10/2	2.2993%	0.000062995	\$4,848,464,095.64	1.00005	35	61
10/3	2.2879%	0.000062681	\$4,927,643,984.75	1.00005	36	61
10/4	2.2980%	0.000062960	\$4,919,541,336.47	1.00004	37	66
10/5	2.2975%	0.000062946	\$4,801,043,704.75	0.99996	39	69
10/6	2.2975%	0.000062946	\$4,801,043,704.75	0.99996	39	69
10/7	2.2975%	0.000062946	\$4,801,043,704.75	0.99996	39	69
10/8	2.2975%	0.000062946	\$4,801,043,704.75	0.99996	39	69
10/9	2.2955%	0.000062890	\$4,861,395,118.07	1.00005	36	65
10/10	2.3082%	0.000063237	\$4,826,077,255.25	1.00004	38	67
10/11	2.3140%	0.000063398	\$4,792,294,364.32	1.00004	38	71
10/12	2.3137%	0.000063390	\$4,869,427,887.77	0.99998	37	70
10/13	2.3137%	0.000063390	\$4,869,427,887.77	0.99998	37	70
10/14	2.3137%	0.000063390	\$4,869,427,887.77	0.99998	37	70
10/15	2.3253%	0.000063708	\$4,967,675,107.55	1.00004	35	68
10/16	2.3292%	0.000063814	\$4,986,844,205.91	1.00002	37	73
10/17	2.3382%	0.000064061	\$4,987,237,325.35	1.00001	38	77
10/18	2.3443%	0.000064228	\$4,894,671,919.52	1.00001	38	77
10/19	2.3521%	0.000064441	\$4,865,691,406.84	0.99996	39	78
10/20	2.3521%	0.000064441	\$4,865,691,406.84	0.99996	39	78
10/21	2.3521%	0.000064441	\$4,865,691,406.84	0.99996	39	78
10/22	2.3612%	0.000064690	\$4,865,562,880.48	1.00002	39	79
10/23	2.3641%	0.000064769	\$4,803,229,828.16	1.00002	39	80
10/24	2.3657%	0.000064815	\$4,786,810,237.68	0.99999	39	79
10/25	2.3650%	0.000064795	\$4,838,367,490.48	0.99996	38	78
10/26	2.3662%	0.000064828	\$4,845,039,448.67	0.99990	38	78
10/27	2.3662%	0.000064828	\$4,845,039,448.67	0.99990	38	78
10/28	2.3662%	0.000064828	\$4,845,039,448.67	0.99990	38	78
10/29	2.3697%	0.000064923	\$4,880,664,703.96	0.99996	37	75
10/30	2.3667%	0.000064841	\$4,879,163,693.96	0.99995	36	74
10/31	2.3707%	0.000064950	\$4,913,223,853.23	0.99996	35	73
<b>Average</b>	<b>2.3317%</b>	<b>0.000063882</b>	<b>\$4,863,743,380.14</b>	<b>0.99999</b>	<b>38</b>	<b>72</b>





## TEXPOOL *PRIME*

### Daily Summary

Date	Money Mkt. Fund Equiv. (SEC Std.)	Dividend Factor	TexPool Prime Invested Balance	NAV	WAM Days	WAL Days
11/1	2.3671%	0.000064851	\$4,967,136,651.57	0.99995	35	72
11/2	2.3811%	0.000065236	\$4,941,377,932.96	0.99988	36	74
11/3	2.3811%	0.000065236	\$4,941,377,932.96	0.99988	36	74
11/4	2.3811%	0.000065236	\$4,941,377,932.96	0.99988	36	74
11/5	2.3822%	0.000065266	\$4,927,047,469.56	0.99992	34	71
11/6	2.3762%	0.000065100	\$4,956,954,318.71	0.99989	34	71
11/7	2.3696%	0.000064921	\$4,920,192,615.94	0.99988	34	71
11/8	2.3775%	0.000065137	\$4,912,307,358.58	0.99988	36	70
11/9	2.3711%	0.000064963	\$4,962,549,617.66	0.99981	35	70
11/10	2.3711%	0.000064963	\$4,962,549,617.66	0.99981	35	70
11/11	2.3711%	0.000064963	\$4,962,549,617.66	0.99981	35	70
11/12	2.3711%	0.000064963	\$4,962,549,617.66	0.99981	35	70
11/13	2.3781%	0.000065154	\$4,969,896,858.09	0.99989	33	68
11/14	2.3809%	0.000065229	\$4,960,602,232.30	0.99989	33	67
11/15	2.3988%	0.000065721	\$5,021,145,478.53	0.99988	33	67
11/16	2.4127%	0.000066102	\$4,944,037,076.18	0.99983	35	70
11/17	2.4127%	0.000066102	\$4,944,037,076.18	0.99983	35	70
11/18	2.4127%	0.000066102	\$4,944,037,076.18	0.99983	35	70
11/19	2.4001%	0.000065757	\$4,939,666,697.33	0.99989	33	67
11/20	2.4025%	0.000065822	\$4,937,649,470.70	0.99988	33	68
11/21	2.3990%	0.000065726	\$4,908,798,773.48	0.99984	33	68
11/22	2.3990%	0.000065726	\$4,908,798,773.48	0.99984	33	68
11/23	2.4114%	0.000066066	\$4,962,698,912.78	0.99985	32	66
11/24	2.4114%	0.000066066	\$4,962,698,912.78	0.99985	32	66
11/25	2.4114%	0.000066066	\$4,962,698,912.78	0.99985	32	66
11/26	2.4154%	0.000066175	\$5,004,428,035.94	0.99992	30	64
11/27	2.4044%	0.000065873	\$5,044,202,639.49	0.99992	30	66
11/28	2.4126%	0.000066099	\$5,108,235,327.84	0.99990	30	65
11/29	2.4259%	0.000066463	\$5,092,650,862.41	0.99989	31	65
11/30	2.4392%	0.000066827	\$5,071,543,374.80	0.99989	31	65
<b>Average</b>	<b>2.3943%</b>	<b>0.000065597</b>	<b>\$4,968,193,239.17</b>	<b>0.99987</b>	<b>34</b>	<b>69</b>



## TEXPOOL PRIME

### Daily Summary

Date	Money Mkt. Fund Equiv. (SEC Std.)	Dividend Factor	TexPool Prime Invested Balance	NAV	WAM Days	WAL Days
12/1	2.4392%	0.000066827	\$5,071,543,374.80	0.99989	31	65
12/2	2.4392%	0.000066827	\$5,071,543,374.80	0.99989	31	65
12/3	2.4812%	0.000067979	\$5,004,230,714.97	0.99992	30	64
12/4	2.4383%	0.000066804	\$5,038,646,555.50	0.99989	31	64
12/5	2.4383%	0.000066804	\$5,038,646,555.50	0.99989	31	64
12/6	2.4440%	0.000066959	\$5,106,658,170.96	0.99992	28	61
12/7	2.4467%	0.000067033	\$5,114,127,003.82	0.99985	29	61
12/8	2.4467%	0.000067033	\$5,114,127,003.82	0.99985	29	61
12/9	2.4467%	0.000067033	\$5,114,127,003.82	0.99985	29	61
12/10	2.4224%	0.000066367	\$5,140,739,301.78	0.99992	29	60
12/11	2.4248%	0.000066433	\$5,122,697,712.84	0.99992	29	60
12/12	2.4238%	0.000066406	\$5,135,989,592.12	0.99992	28	59
12/13	2.4387%	0.000066813	\$4,998,940,896.64	0.99990	28	60
12/14	2.4439%	0.000066956	\$5,043,396,682.03	0.99984	28	59
12/15	2.4439%	0.000066956	\$5,043,396,682.03	0.99984	28	59
12/16	2.4439%	0.000066956	\$5,043,396,682.03	0.99984	28	59
12/17	2.4658%	0.000067557	\$5,091,146,901.72	0.99990	27	58
12/18	2.4930%	0.000068300	\$5,112,355,328.67	0.99989	30	61
12/19	2.4955%	0.000068371	\$5,058,575,139.21	0.99989	30	61
12/20	2.5258%	0.000069201	\$5,005,494,897.32	0.99989	31	61
12/21	2.5333%	0.000069405	\$4,991,462,849.36	0.99982	33	63
12/22	2.5333%	0.000069405	\$4,991,462,849.36	0.99982	33	63
12/23	2.5333%	0.000069405	\$4,991,462,849.36	0.99982	33	63
12/24	2.5470%	0.000069781	\$5,036,685,116.33	0.99985	31	60
12/25	2.5470%	0.000069781	\$5,036,685,116.33	0.99985	31	60
12/26	2.5479%	0.000069806	\$5,049,023,065.97	0.99988	30	59
12/27	2.5608%	0.000070159	\$5,227,329,865.43	0.99989	31	58
12/28	2.5670%	0.000070328	\$5,335,867,254.80	0.99984	31	57
12/29	2.5670%	0.000070328	\$5,335,867,254.80	0.99984	31	57
12/30	2.5670%	0.000070328	\$5,335,867,254.80	0.99984	31	57
12/31	2.7297%	0.000074787	\$5,502,626,706.06	0.99990	28	53
<b>Average:</b>	<b>2.4927%</b>	<b>0.000068294</b>	<b>\$5,106,584,508.29</b>	<b>.99987</b>	<b>30</b>	<b>60</b>





First Quarter 2018 - 2019  
Potter County

### Texas Class Investment Accounts

TEXAS CLASS SUMMARY		OCTOBER THROUGH DECEMBER 31, 2018							
Texas Local Government Investment Pool	Month	Beginning Balance	Total Deposits	Total With-drawals	Month To Date Interest	Year To Date Interest	Average Daily Balance	Month End Balance	Average Monthly Yield
	General Account	OCT	\$ 4,768,597.12	\$ -		\$ 9,494.94	\$ 134,180.17	\$ 4,773,615.68	\$ 4,778,092.06
NOV		\$ 4,778,092.06	\$ -	\$ -	\$ 9,530.08	\$ 143,710.25	\$ 4,783,158.26	\$ 4,787,622.14	2.42%
DEC		\$ 4,787,622.14		\$ 3,000,000.00	\$ 5,836.77	\$ 149,547.02	\$ 2,759,128.12	\$ 1,793,458.91	2.50%
Insurance Fund	OCT	\$ 869.21	\$ -	\$ -	\$ 1.78	\$ 2,424.91	\$ 870.14	\$ 870.99	2.34%
	NOV	\$ 870.99	\$ -	\$ -	\$ 1.77	\$ 2,426.68	\$ 871.93	\$ 872.76	2.42%
	DEC	\$ 872.76	\$ -	\$ -	\$ 1.86	\$ 2,428.54	\$ 873.75	\$ 874.62	2.50%
Sheriff's Admin	OCT	\$ 1,117,069.41	\$ -	\$ -	\$ 2,224.22	\$ 35,998.41	\$ 1,118,245.03	\$ 1,119,293.63	2.34%
	NOV	\$ 1,119,293.63	\$ -	\$ -	\$ 2,232.45	\$ 38,230.86	\$ 1,120,480.41	\$ 1,121,526.08	2.42%
	DEC	\$ 1,121,526.08	\$ -	\$ -	\$ 2,387.96	\$ 40,618.82	\$ 1,122,783.54	\$ 1,123,914.04	2.50%
Capital Projects	OCT	\$ 5,115,354.30	\$ -	\$ -	\$ 10,185.34	\$ 85,456.75	\$ 5,120,737.78	\$ 5,125,539.64	2.34%
	NOV	\$ 5,125,539.64	\$ -	\$ -	\$ 10,223.08	\$ 95,679.83	\$ 5,130,974.24	\$ 5,135,762.72	2.42%
	DEC	\$ 5,135,762.72	\$ -	\$ -	\$ 10,935.07	\$ 106,614.90	\$ 5,141,520.95	\$ 5,146,697.79	2.50%





# Daily Rates

October 2018

## TXCLASS

Date	Dividend Rate	Daily Yield
01-Oct-18	0.000062956	2.30%
02-Oct-18	0.000063006	2.30%
03-Oct-18	0.000063153	2.31%
04-Oct-18	0.000063427	2.32%
05-Oct-18	0.000063427	2.32%
06-Oct-18	0.000063427	2.32%
07-Oct-18	0.000063427	2.32%
08-Oct-18	0.000063427	2.32%
09-Oct-18	0.000063701	2.33%
10-Oct-18	0.000063735	2.33%
11-Oct-18	0.000063786	2.33%
12-Oct-18	0.000063975	2.34%
13-Oct-18	0.000063975	2.34%
14-Oct-18	0.000063975	2.34%
15-Oct-18	0.000064034	2.34%
16-Oct-18	0.000064249	2.35%
17-Oct-18	0.000064249	2.35%
18-Oct-18	0.000064315	2.35%
19-Oct-18	0.000064523	2.36%
20-Oct-18	0.000064523	2.36%
21-Oct-18	0.000064523	2.36%
22-Oct-18	0.000064586	2.36%
23-Oct-18	0.000064797	2.37%
24-Oct-18	0.000064821	2.37%
25-Oct-18	0.000064797	2.37%
26-Oct-18	0.000065083	2.38%
27-Oct-18	0.000065083	2.38%
28-Oct-18	0.000065083	2.38%
29-Oct-18	0.000065071	2.38%
30-Oct-18	0.000065071	2.38%
31-Oct-18	0.000065071	2.38%



# Daily Rates

November 2018

## TXCLASS

Date	Dividend Rate	Daily Yield
01-Nov-18	0.000065345	2.39%
02-Nov-18	0.000065361	2.39%
03-Nov-18	0.000065361	2.39%
04-Nov-18	0.000065361	2.39%
05-Nov-18	0.000065619	2.40%
06-Nov-18	0.000065619	2.40%
07-Nov-18	0.000065893	2.41%
08-Nov-18	0.000065942	2.41%
09-Nov-18	0.000066167	2.42%
10-Nov-18	0.000066167	2.42%
11-Nov-18	0.000066167	2.42%
12-Nov-18	0.000066167	2.42%
13-Nov-18	0.000066160	2.41%
14-Nov-18	0.000066274	2.42%
15-Nov-18	0.000066483	2.43%
16-Nov-18	0.000066715	2.44%
17-Nov-18	0.000066715	2.44%
18-Nov-18	0.000066715	2.44%
19-Nov-18	0.000066715	2.44%
20-Nov-18	0.000066989	2.45%
21-Nov-18	0.000066989	2.45%
22-Nov-18	0.000066989	2.45%
23-Nov-18	0.000066989	2.45%
24-Nov-18	0.000066989	2.45%
25-Nov-18	0.000066989	2.45%
26-Nov-18	0.000067095	2.45%
27-Nov-18	0.000067137	2.45%
28-Nov-18	0.000067127	2.45%
29-Nov-18	0.000067181	2.45%
30-Nov-18	0.000067263	2.46%



# Daily Rates

December 2018

## TXCLASS

Date	Dividend Rate	Daily Yield
01-Dec-18	0.000067263	2.46%
02-Dec-18	0.000067263	2.46%
03-Dec-18	0.000067307	2.46%
04-Dec-18	0.000067288	2.46%
05-Dec-18	0.000067263	2.46%
06-Dec-18	0.000067752	2.47%
07-Dec-18	0.000067811	2.48%
08-Dec-18	0.000067811	2.48%
09-Dec-18	0.000067811	2.48%
10-Dec-18	0.000068130	2.49%
11-Dec-18	0.000068120	2.49%
12-Dec-18	0.000068103	2.49%
13-Dec-18	0.000068150	2.49%
14-Dec-18	0.000068122	2.49%
15-Dec-18	0.000068122	2.49%
16-Dec-18	0.000068122	2.49%
17-Dec-18	0.000068633	2.51%
18-Dec-18	0.000068633	2.51%
19-Dec-18	0.000068907	2.52%
20-Dec-18	0.000069181	2.53%
21-Dec-18	0.000069455	2.54%
22-Dec-18	0.000069455	2.54%
23-Dec-18	0.000069455	2.54%
24-Dec-18	0.000069455	2.54%
25-Dec-18	0.000069455	2.54%
26-Dec-18	0.000070003	2.56%
27-Dec-18	0.000070003	2.56%
28-Dec-18	0.000070003	2.56%
29-Dec-18	0.000070003	2.56%
30-Dec-18	0.000070003	2.56%
31-Dec-18	0.000070003	2.56%